



Institutional Annual Report

Year: 2021-2022



Govt. Michael Madhusudan College, Jashore

Date : 31 December 2022

Table of Contents

Table of Contents	2
Introduction:	3
Chapter 1: Overview of the College (Institutional and Academic)	4
1.1: Governance and Teaching Structure	4
1.2: List of Departments and others Academic Programs	5
1.3: Key Academic Statistics (Pass Rate).....	7
1.4: Infrastructure and Facility Profile of the College.....	13
Chapter 2: Highlights of the Year	14
2.1: Key Achievements and Highlights of the Year of the College	14
2.2 Key Achievements and Highlights of the Year of the Department.....	14
2.3 Highlights of Student Activities of the Year	15
2.4 Key Achievements and Highlights of the Year of Institutional Development Grants (IDG)	15
Chapter 3: Teacher Development.....	16
3.1: Overview of Teaching Force of the College	16
3.2 Teacher Professional development programs.....	17
3.3 Highlights of Teacher Development Activities of the Year.....	17
Chapter 4: Budget and Finance	Error! Bookmark not defined.
4.1: Summary of Annual Budget and Expenditure	19
4.2: Summary of Annual Revenues.....	21
4.3: Status of Annual Audits	22
Chapter 5: Concluding Remarks	23
5.1: Overall Assessment of Performance	23
5.2: Key Challenges and Risk of the College.....	23
5.3: Recommendations	24
Chapter 6: Photo Gallery.....	25

Introduction:

Govt. Michael Madhusudan (M M) College, Jashore, is a famous and well-known college of the south-west region of Bangladesh. It is ranked as A grade college and possessed an outstanding position in the ranking by National University for several times. It was established in July 1941 naming *Jessore college* as Non-govt. College and later it is renamed after the great Bengali epic poet Michel Madhusudan Dutta.

Since it has been playing an important role in the field of co-education, culture, sports and co-curricular activities. The institution was nationalized in May 1968. It has a vision to prepare world-class students. Looking forward to its goals, it has set its mission to ensure sustainable and quality education. It prioritizes to ensure regular theoretical and practical classes following the syllabus and using modern information and communication technology. It also prioritizes to implement extra-curricular activities successfully, to ensure regular attendance of the teachers, students and staffs; and finally, to apply standard evaluation system and effective monitoring system.

It has a total surface of 22.86 acres having a large playground and wide open space in the front of the Arts Building. It has five water bodies and two ponds. The campus has a fully well-protected enclosure with boundary wall and thorny wire. Recently, the entire campus has been beautified with different colorful flowers. The institution has a glorious history with the Great Language Movement of 1952, Education Movement of 1962, Mass Upheaval of 1969 and the Great Liberation War of 1971 of Bangladesh. Our teachers and students participated in those movements and war. They sacrificed their lives and embraced martyrdom in the Great Liberation War in 1971. From its inception, teachers and students Teachers and for a long time the college could not develop according to the need of this area. Now we are trying our best to develop the college. To materialize the government policy and to establish digital-based education, we need digital classroom, diverse professional and ICT based training for teachers and staffs. We need to improve the quality of teaching and learning environment, to improve teaching and managerial capacity of college staff, to establish internet facilities and connectivity in campus and to introduce soft skills programs and other innovative academic programs. But it's a matter of regret that we are facing financial problems to materialize those programs because of our college fund and the allotted government fund is not sufficient. So, it is our fervent appeal to the government for allocating sufficient grants to materialize government policy and programs. In conclusion, we hope to improve co-education in the south-west region of our country and expect more that it will render a great contribution to our national development.

Chapter 1: Overview of the College (Institutional and Academic)

1.1: Governance and Teaching Structure

There are a Principal, a Vice Principal, 15 Professors, 38 Associate Professors, 51 Assistant Professors, 59 Lecturers, 04 Demonstrator, a Physical Teacher and a Librarian. 38 Office Staffs for running the office of the college smoothly.

SL	Post/Terms	Post/Terms Quantity		Works	Vacant Post	Remarks	
1	Principal	01		01	00		
2	Vice Principal	01		01	01		
3	Professor	15		08	07		
4	Associate Professor	38		37	01		
5	Assistant Professor	51		51	00		
6	Lecturer	59		53	07		
7	Librarian	01		01	00		
8	Assistant Librarian	01		01	00		
9	Physical Teacher	01		01	00		
10	Demonstrators	04		01	03		
11	Head Assistant	01		01	00		
12	Accountant	01		01	00		
13	Cashier	01		01	00		
14	Accounting Assistant	02		00	02		
15	Office Assistant-Cum-Computer Operator	04		03	01		
16	Mechanic-cum-Electrician	01		01	00		
17	Cash Government	01		01	00		
18	Skilled Bearer	04		02	02		
19	Book Sorter	02		02	00		
20	Office Assistant	20		14	06		
21	Cleaner	01		01	00		

1.2: List of Departments and others Academic Programs

- a) **Subject-wise Number of Teachers:** There are 20 departments in our college and total 165 teachers are enroll here.

Sl. No	Subjects	No. of Sanctioned Posts	No. of Teachers							Remarks
			Lecturer	Assistant Professor	Associate Professor	Professor	Total	Male	Female	
1	Bangla	12	04	03	03	02	12	08	02	02 Vacant 01 Attachment
2	English	11	04	04	02	01	11	07	03	01 Vacant 01 Attachment
3	History	08	04	02	01	01	08	06	01	01 Vacant
4	Philosophy	05	02	02	01	00	05	05	00	01 Attachment
5	Islamic History and Culture	04	02	01	01	00	04	04	00	01 Attachment
6	Islamic Studies	05	02	02	01	00	05	05	00	
7	Economics	12	04	03	03	02	12	08	02	02 Vacant
8	Political Science	07	02	02	02	01	07	04	02	01 Vacant 03 Attachment
9	Sociology	08	01	02	02	03	08	06	01	01 Vacant
10	Accounting	12	04	04	03	01	12	11	01	
11	Management	12	04	04	03	01	12	09	03	02 Attachment
12	Marketing	02	01	01	00	00	02	02	00	01 Attachment
13	Finance and Banking	02	01	01	00	00	02	01	00	01 Vacant
14	Physics	12	04	04	03	01	12	08	03	01 Vacant
15	Chemistry	12	04	04	03	01	12	11	01	
16	Mathematics	12	04	04	03	01	12	11	01	01 Attachment
17	Botany	12	04	04	03	01	12	06	03	03 Vacant
18	Zoology	05	03	01	01	00	05	03	02	
19	Geography and Environment	11	04	03	03	01	11	09	00	02 Vacant
20	ICT	01	00	00	00	00	01	00	00	01 Vacant
Total		165	58	51	38	17	165	124	25	16 Vacant 11 Attachment

b) Department-wise Number of Enrolled Students:

In the academic year 2021-2022 total no of student 8769 students were admitted in Honours, Masters Part-01 and Masters Final year. Beside this 587 students were also admitted in Degree (Pass) course.

Department wise enrolled students are given below:

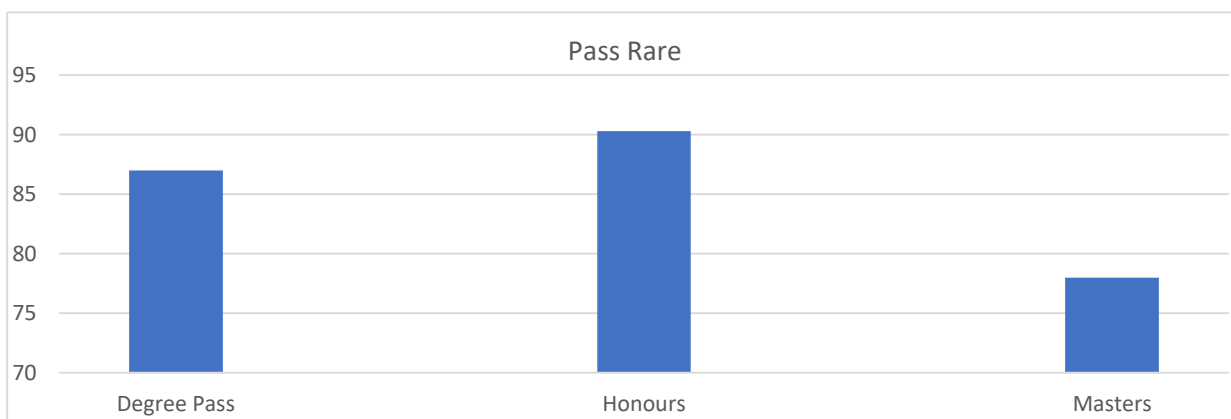
Sl. No.	Department	Number of enrolled students		
		Honours	Masters Part-01	Masters Final
1	Bangla	201	0	350
2	English	202	0	250
3	History	247	60	324
4	Philosophy	203	09	178
5	Islamic History and Culture	99	62	200
6	Islamic Studies	98	34	165
7	Economics	228	20	400
8	Political Science	258	175	513
9	Sociology	258	198	470
10	Accounting	280	36	520
11	Management	285	90	550
12	Marketing	127	0	0
13	Finance and Banking	128	0	0
14	Physics	127	04	100
15	Chemistry	132	02	99
16	Mathematics	180	07	127
17	Botany	122	04	102
18	Zoology	127	03	79
19	Geography and Environment	149	41	155
Total		3451	736	4582

Number of Students in Degree (Pass Courses) 2020:

Sl. No.	Subjects	Number of enrolled students
1	BA	180
2	BSS	287
3	BBS	90
4	BSC	30
Total		587

1.3: Key Academic Statistics (Pass Rate)

The result of our college is different from one department to another. In Degree pass course the average pass rate is 87%, In Honours 90.30% and in Masters 78%. The Overall pass rate is 85.10%. The Male - Female student ratio of this college is 3:1 and the Teacher- Students ratio is 1:90.



a) Number of Students in Degree Pass Courses, 2020 :

Sl. No.	Subjects	Pass Rate
1	BA	92%
2	BSS	85%
3	BBS	81%
4	BSC	78%

b) Number of Students in Honors Courses, 2020:

Sl. No.	Subjects	Pass Rate
1	Bangla	87%
2	English	87%
3	History	85%
4	Philosophy	86%
5	Islamic History and Culture	81%
6	Islamic Studies	85%
7	Economics	88%
8	Political Science	83%
9	Sociology	87%
10	Accounting	84%
11	Management	84%
12	Marketing	81%
13	Finance and Banking	82%
14	Physics	83%
15	Chemistry	88%
16	Mathematics	84%
17	Botany	89%
18	Zoology	93%
19	Geography and Environment	88%

Number of Students in Masters Courses, 2020 :

Sl. No.	Subjects	Pass Rate
1	Bangla	92%
2	English	85%
3	History	82%
4	Philosophy	84%
5	Islamic History and Culture	75%
6	Islamic Studies	83%
7	Economics	82%
8	Political Science	85%
9	Sociology	88%
10	Accounting	86%
11	Management	89%
12	Marketing	-
13	Finance and Banking	-
14	Physics	85%
15	Chemistry	83%
16	Mathematics	88%
17	Botany	85%
18	Zoology	86%
19	Geography and Environment	88%

Student-Teacher Ratio:

Sl. No.	Subjects	Student-Teacher Ratio
1	Bangla	90:1
2	English	80:1
3	History	170:1
4	Philosophy	188:1
5	Islamic History and Culture	152:1
6	Islamic Studies	86:1
7	Economics	110:1
8	Political Science	165:1
9	Sociology	160:1
10	Accounting	120:1
11	Management	120:1
12	Marketing	180:1
13	Finance and Banking	175:1
14	Physics	29:1
15	Chemistry	31:1
16	Mathematics	51:1
17	Botany	43:1
18	Zoology	99:1
19	Geography and Environment	83:1

Male-female student ratio:

Sl. No.	Subjects	Male-Female Student Ratio
1	Bangla	576:409
2	English	453:416
3	History	798:573
4	Philosophy	663:402
5	Islamic History and Culture	328:242
6	Islamic Studies	257:175
7	Economics	641:457
8	Political Science	833:601
9	Sociology	797:573
10	Accounting	860:620
11	Management	852:615
12	Marketing	171:114
13	Finance and Banking	169:114
14	Physics	206:143
15	Chemistry	220:152
16	Mathematics	363:251
17	Botany	302:211
18	Zoology	290:202
19	Geography and Environment	522:381

Number of Stipend and Scholarship recipient students, 2021:

Sl. No.	Subjects	Number of Stipend and Scholarship recipient students
1	Bangla	20
2	English	50
3	History	05
4	Philosophy	05
5	Islamic History and Culture	03
6	Islamic Studies	02
7	Economics	09
8	Political Science	02
9	Sociology	09
10	Accounting	18
11	Management	12
12	Marketing	01
13	Finance and Banking	05
14	Physics	02
15	Chemistry	03
16	Mathematics	11
17	Botany	04
18	Zoology	03
19	Geography and Environment	02

1.4: Infrastructure and Facility Profile of the College

Sl. No.	Name	Number
1	Classrooms	51
2	Student Dormitories/ Hostel (Male)	3
3	Student Dormitories/ Hostel (Female)	3
4	Teachers Dormitories	-
5	Computer Lab	2
6	Science Lab	6
7	Auditorium	-
8	Gymnasium	-
9	Library	1
10	Seminar Library	19
11	Common room	-
12	Teachers room (Lounge)	1
13	Girls common room	1
14	Boys common room	1
15	Toilet facilities for male students (In college Campus)	50
16	Toilet facilities for female students (In college Campus)	49
17	Internet access facilities (Department)	20
18	Digital teaching facilities in classroom	42
19	Multimedia classroom	42
20	Availability of Wi-Fi/hotspots (Department and Administration)	22
21	Motor vehicles for teachers (Microbus)	1
22	Motor vehicles for students	3

Chapter 2: Highlights of the Year

2.1: Key Achievements and Highlights of the Year of the College

Academic:

- Examination results : 98% participation in the final exam with pass rate of 85%
- Term Papers: 100% participation in submitting the term papers
- Tutorial Exam: 95% participation in submitting the tutorial exam
- Attendance : 65% in class
- Classroom Performance : Classroom Performance is good due to previous year

Technological Development

The surveillance system of all of the 20 departments and the library is improved by the use of CC Camera. Also, sufficient number of Access control terminals has been installed in all of the department and library for keeping students' attendance.

Non-cognitive factors:

- Self-efficacy : Students believe in his/her own ability to succeed in a particular situation which is called self-efficacy has been developed a lot through counselling to face the challenges in technology oriented education system.
- Self-Control : Students are constantly encouraged by the teachers to develop the ability of controlling themselves and regulate their emotions, thoughts and behavior in the face of temptations and impulses as it is an executive functions, it is necessary for achieving specific goals.
- Motivation: Constant motivation is going on to actively take part in the process of learning as motivation involves biological, emotional, social and cognitive forces, teachers are constantly engaged in initialing and encouraging those faculties.

2.2 Key Achievements and Highlights of the Year of the Department

All departments of the college individually arranged national & international webinars focusing on academic issues and commemorating the centenary birth anniversary of the father of the nation, Bangabandhu Sheikh Mujibur Rahman, 16 December Victory Day and another national Days.

2.3 Highlights of Student Activities of the Year

Academic:

- Classroom Performance: Classroom Performance is an example of student response system. It is the key of learning. It allows the students to take part actively in the process of learning. Still our students are less inquisitive. But we have been trying to encourage them asking questions which is most important factor of inquisitiveness. And students are gradually responding to the system. We have succeeded a lot in doing so.

Extra-curricular Activities:

- Sports: After COVID-19 situation annual sports are not arranged but indoor game is going on.
- Cultural Activities : Different cultural activities are arranged in the year round.
- Social Activities : BNCC, Rover Scouts, Red Crescent arranged a blood donation camp in the last fiscal year. They also distributed warm clothes and blankets among the poor people in the last winter. Rover Scouts, Rangers and BNCC unit also play roles to keep the campus clean once a month, take part disciplinary activities and march past during the celebration of the national days.

2.4 Key Achievements and Highlights of the Year of Institutional Development Grants (IDG)

Under College Education Development Project (CEDP), Govt. Michael Madhusudan College, Jashore has taken 06 OTM packages, namely, G-6, G-8, G-9, G-12, G-16 & W-02 was initiated through e-GP system and W-01 was initiated through manual system. The IDG Management Team successfully signed all of the 06 contracts and out of them all packages was full completed. The packages include the procurement of AC, CC Camera, Smart board, furniture and fixtures, renovation of class rooms, office rooms, washrooms, library and science lab. 01 teacher training center and 01 computer labs has been established. The College also got IT equipment such as Desktop & Laptop computers, interactive smart board & sound system, projectors etc. procured by PMU as central procurement. 02 RFQ packages, namely, G-1(Furniture & Fixtures for IDG Office) G-2 (Desktop, laptop, printer, photocopier, scanner for IDG project office) was completed.

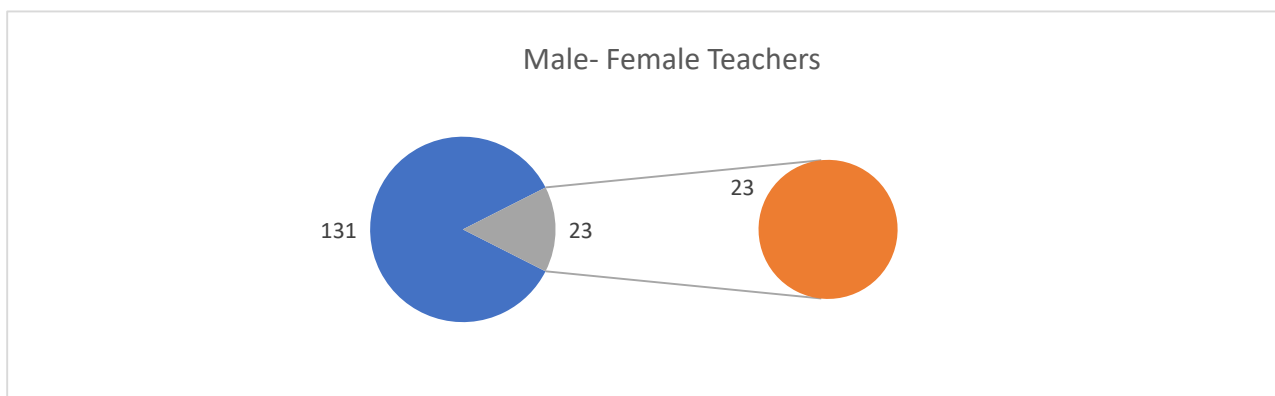
Chapter 3: Teacher Development

3.1: Overview of Teaching Force of the College

Overview of Teaching Force of the College Both Male and Female Teachers are teaching in the college. A total number of 10 teachers have Ph.D. Degree. In the college, there are 165 posts and at present 154 teachers are teaching. 16 posts are lying vacant and 11 are attachment. An overview of the teaching force of the college is as follows:

Sl. No.	Subjects	No. of Sanctioned Posts	Male	Female	No. of Ph D Holder Teachers	Remarks
1	Bangla	12	08	02	02 Ph.D	02 Vacant 01 Attachment
2	English	11	07	03		01 Vacant 01 Attachment
3	History	08	06	01		01 Vacant
4	Philosophy	05	05	00		01 Attachment
5	Islamic History and Culture	04	04	00		01 Attachment
6	Islamic Studies	05	05	00		
7	Economics	12	08	02	01 Ph.D	02 Vacant
8	Political Science	07	04	02	01 Ph.D	01 Vacant 03 Attachment
9	Sociology	08	06	01	01 Ph.D	01 Vacant
10	Accounting	12	11	01		
11	Management	12	09	03	01 Ph.D	02 Attachment
12	Marketing	02	02	00		01 Attachment
13	Finance and Banking	02	01	00		01 Vacant
14	Physics	12	08	03	01 Ph.D	01 Vacant
15	Chemistry	12	11	01		
16	Mathematics	12	11	01	01 Ph.D	01 Attachment
17	Botany	12	06	03	02 Ph.D	03 Vacant
18	Zoology	05	03	02		
19	Geography and Environment	11	09	00		02 Vacant
20	ICT	01	00	00		01 Vacant

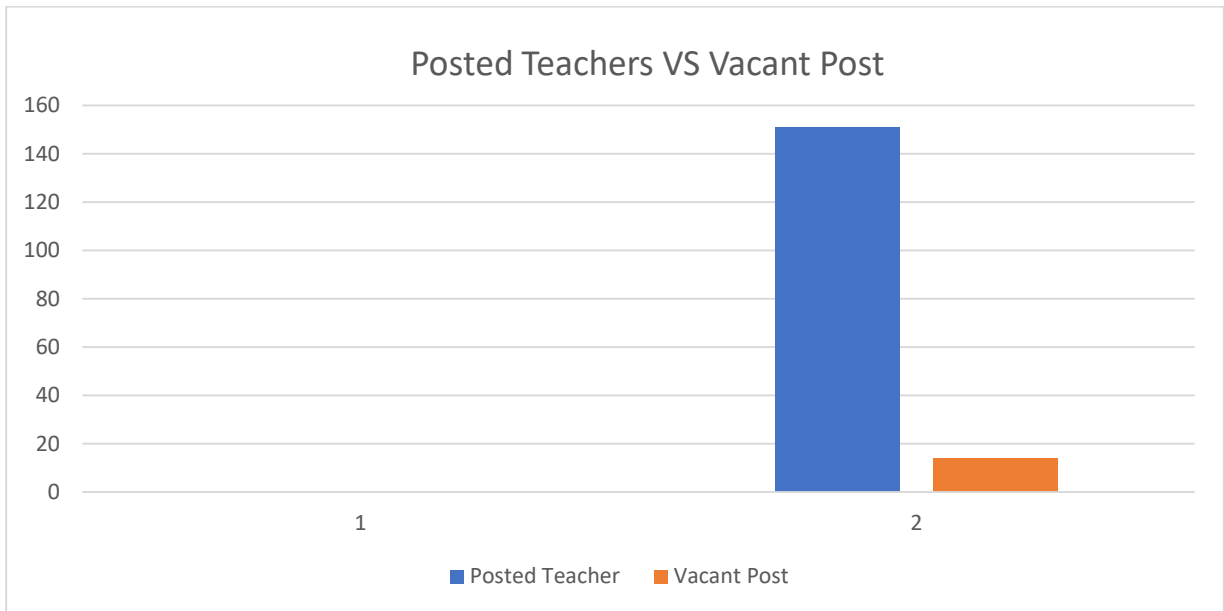
Total	165	124	25	10 Ph.D	16 Vacant 11 Attachment
--------------	-----	-----	----	---------	----------------------------



There are a Principal, a Vice Principal, 15 Professors, 38 Associate Professors, 51 Assistant Professors, 59 Lecturers, 04 Demonstrator, a Physical Teacher and a Librarian. 38 Office Staffs for running the office of the college smoothly.

No. of Post at a Glance

Name of the Post	Create Post	Posted Teacher	Vacant Post
Principal	01	01	00
Vice Principal	01	01	01
Professor	15	08	07
Associate Professor	38	37	01
Assistant Professor	51	51	00
Lecturer	59	53	07
Librarian	01	01	00
	165	152	00



3.2: Teacher Professional development programs

A teacher training center and computer lab has been established in the college campus. ICT Training (In-house): In the last fiscal year, an in-house training program on ICT was conducted in the college computer lab to enhance technological competence of the teachers. Ten trainer and 100 trainees has participated in the training course. Departmental Seminars: All departments arranged seminars. Resource persons has participated in the seminars and enrich the professional thoughts through their resourceful lectures.

3.3: Highlights of Teacher Development Activities of the Year

National University arrange all the round year subject base training, 70% of the teachers involved on it. Beside this 5th batch in-house training in the college campus under IDP (CEDP) arranged and 100 trainees has participated in the training course.

Chapter 4 : Budget and Finance

Descriptions of total allocation & expenditure of the fiscal year 2021-22 are given below:

4.1: Summary of Annual Budget and Expenditure

Financial Code	Salary & Allowances	Allocation	Expenditure
31	Rewards of Staffs		
3111101	Basic Salary of the officers	71630000	67166556
3111201	Basic Salary of the staffs	5562000	5545688
3111302	Travel Allowance	-	-
3111306	Education Allowance	750000	670190
3111310	Housing Rent Allowance	28509000	26700692
3111311	Medical Allowance	2670000	2496774
3111312	Telephone Allowance	144000	125000
3111314	Tiffin Allowance	68000	63860
3111316	Washing Allowance	23000	21130
3111325	Festival Allowance	19322000	17486335
3111328	Rest and Recreation Allowance	2007000	1776190
3111335	Bangla New Year Allowance	1363000	1116315
3111338	Other Allowance	-	-

32	Use of Goods & Services (Administrative Expenditures)		
3211113	Electricity	3500000	2091312
3211117	Internet/Telex/Fax	40000	7447
3211119	Postal	5000	5000
3211120	Telephone	40000	21361
3211127	Books and Magazines	300000	300000
3243101	Internal Travel Allowance (Travel & Transfer	300000	299046
3255101	Computer Accessories (Printing & Stationaries)	140000	140000
3255105	Other Stationaries (Printing & Stationaries)	300000	300000
3256102	Chemicals	380000	380000
3256103	Usable Articles	175000	175000
3256106	Dress (Materials)	130000	130000
3256107	Sports Items	160000	160000
3257301	Festivals	115000	115000
3258103	Computer (Repairing and Maintenance)	120000	120000
38	Other Expenditures		
3821101	Land Development Tax	150000	91560
3221103	Urban Tax	1700000	1653727
41	Financial Assets (Capital Expenditures)		
4112306	Laboratory Equipment's	650000	650000
4112312	Education and Educational Materials	190000	190000

4.2: Summary of Annual Revenues

Due to COVID-19 pandemic situation, no enrollment was possible. Hence the tuition and admission fees collected from the students in the fiscal year 2019-20 are as follows:

Table-1

Year	Session	No. of Students (Tuition & Admission Fees)	Total	Full/Half free and stipend rewarded	Grand Total
Honours 1 st year	20-21	3450×325	1121250	-	-
Honours 2 nd year	19-20	2311×325	751075	-	-
Honours 3 rd year	18-19	2141×325	695825	-	-
Honours 4 th year	17-18	2127×325	691275	-	-
Degree 1 st	21-22	692×325	224900	-	-
Degree 2 nd	20-21	446×300	133800	-	-
Degree 3 rd year	19-20	386×300	115800	-	-
Total			3733925	-	-

Table-2

Year	Session	No. of Students (Tuition & Admission Fees)	Total	Full/Half free and stipend rewarded	Grand Total
Masters Part-I	19-20	736×390	287040	--	--
Masters Final Part	20-21	4959×390	1934010	--	--
Masters Final Part Readmission	2016-17	--	--	--	--
Total			2221050	--	--

Table-3

Year	Session	No. of Students (Tuition & Admission Fees)	Total	Full/Half free and stipend rewarded	Grand Total
Class-XI Admission	22-23	733×20 733×240	190580	--	-
Class-XII Admission	21-22	709×20 209×240	64340	-	-
Total			254920	--	-

4.3: Status of Annual Audits

Audit Report Revenue for 2018-2019

Sl. No.	Title of the Audit Complaint	Tk.	Status	Remarks
01	Irregularities have occurred due to non-purchase of books, periodicals, magazines, newspapers for the seminar with a minimum of 20% of the money collected from the seminar fund.	24,06,856/-	Unsettled	
02	The money collected in the magazine sector has been deposited in the bank without publishing the magazine	85,88,659/-	Unsettled	
03	The financial loss of the organization is Rs.	6,14,160/-	Unsettled	
04	Financial loss to the government due to non-payment of hostel rent dues.	2,55,173/-	Unsettled	
05	Loss of revenue to the government due to non-deduction/under-deduction of income tax on honorarium paid to teachers and employees and bills of various suppliers.	47,221/-	Unsettled	
06	Loss of government revenue due to non-deduction/under-deduction of various purchase bills	1,14,286/-	Unsettled	
07	Advance payments to teachers/employees for various types of work are not coordinated	9,66,467/-	Unsettled	
08	Loss of revenue to the government due to non-deposit of unaccounted amount of tuition fees for stipends in favor of female students.	19,45,692/-	Unsettled	

Chapter 5: Concluding Remarks

5.1: Overall Assessment of Performance of the Last year and Key Target for the Next Year

The teachers and the employees showed creativity and innovative skills in continuing academic and official activities in the changed pandemic situation. They showed quick adaptability and communicative skills too. The all these are the part of their accountability with the profession. They also developed problem solving and inter personal skills.

If the pandemic situation continues, we must carry on the technology-assisted programs to ensure the virtual attendance, punctuality, productivity of quality work, mutual cooperation, coaching and training skills and so on.

We will arrange more in-house training programs, national and international webinars, cultural competition on virtual platforms, awareness programs and so on. Evaluation systems will be introduced to ensure the professional commitment of the teachers and the employees as well.

With the development of pandemic situation, programs of virtual platform should be minimized and classroom based activities should be restored as it were previously.

5.2: Key Challenges and Risks of the College

Risk Factors:

- Reducing psychological problems
- Changing negative attitude to positive
- Help to boast up self-respect and level of confidence
- Lack of motivation for academic performance
- Reducing under preparation for academic

Feedback Key Challenges:

- Overcoming the academic loss during COVID-19 period
- Setting up technology based classrooms
- Enhancing classroom performance
- Developing behavioral pattern and cultural attitude
- Increasing guardian's involvement

5.3: Recommendations

After COVID-19 pandemic situation, we should increase motivational activities for the student class participation **and** technological facilities (such as Wi-Fi access for both of the teachers and students). Teachers and officials' efficiency should be increased in technological fields by imparting training programs.

Chapter – 6 : Photo Gallery



Arts Building



Business Studies Building



Science Building-01



Science Building-02




Academic Building



Central Mosque



Central Library



Bangabandhu Corner



Smart Teachers Council



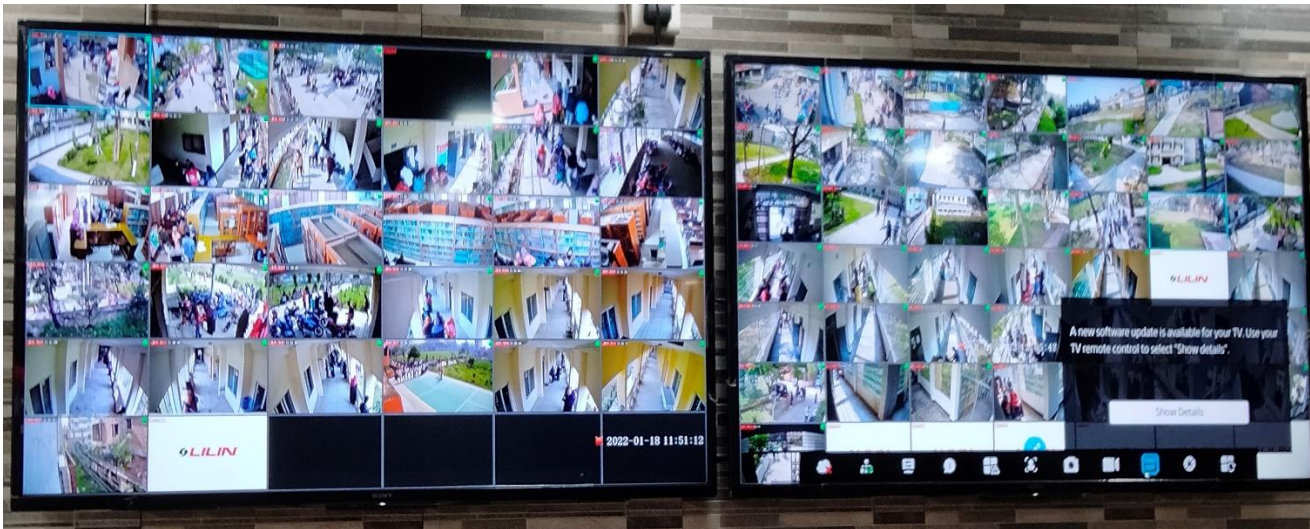
Smart CEDP Training Centre



Smart ICT Lab



Smart Class Room



CC TV Camera in Campus